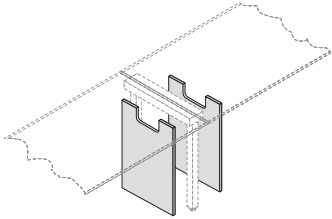




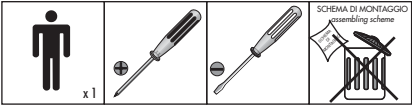
SCHEMA DI MONTAGGIO/assembling scheme
KIT WIRE-MANAGER PER GAMBA A PONTE CENTRALE
wire-manager kit for central bridge leg
ART.737-738-739



CODICE code	777 700 803
DISEGNO drawing	SM 52042
DATA date	24-03-2017
PAGINA page	1/1

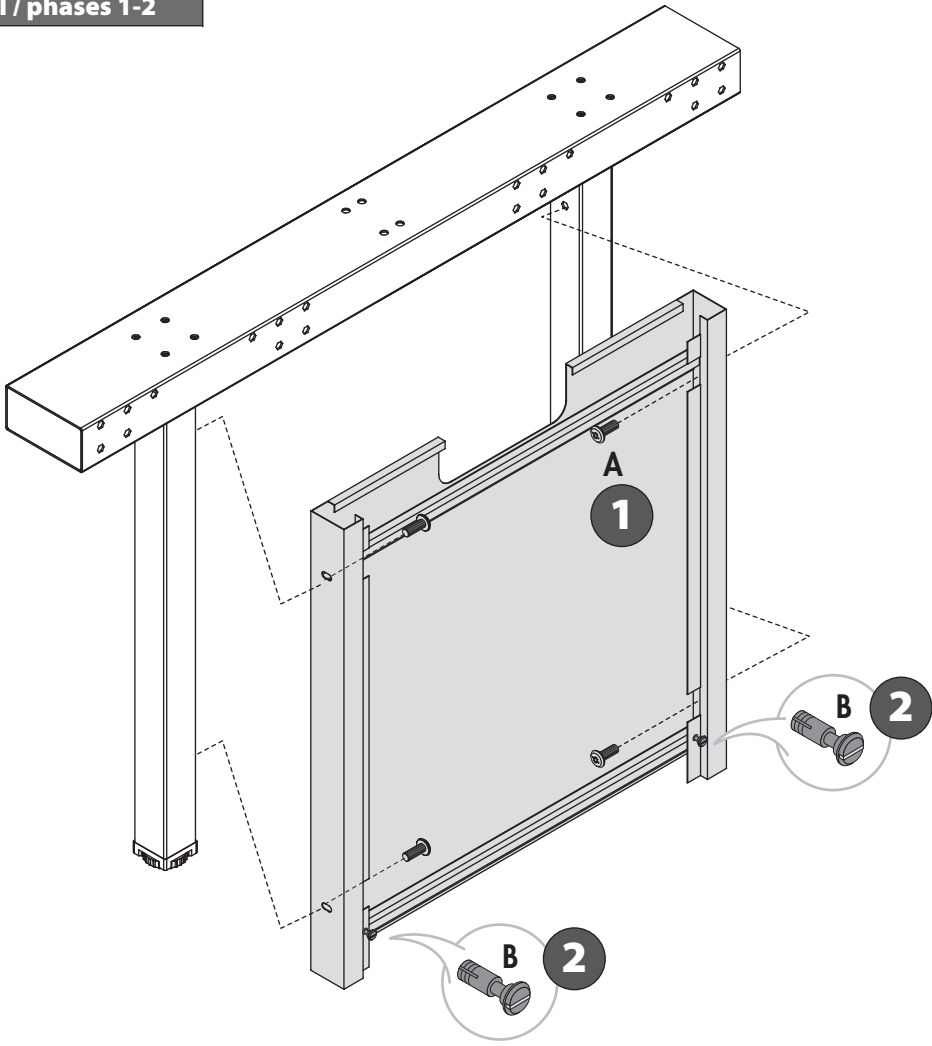


CODE	Ø x L	COLOUR	CODE	Ø x L	COLOUR
506223000	6MA x 15	ZINCATO	506100007	4MA x 13,5	NERO
6MA x 9/16" - zinc plated			4MA x 1/2" - Black		
 TB/X			 TP		
A x 4			B x 2		



**N.B. PER IL MONTAGGIO
SEGUIRE LE FASI NUMERATE**
assemble following the numbered phases

FASI / phases 1-2



FASI / phases 3-4

